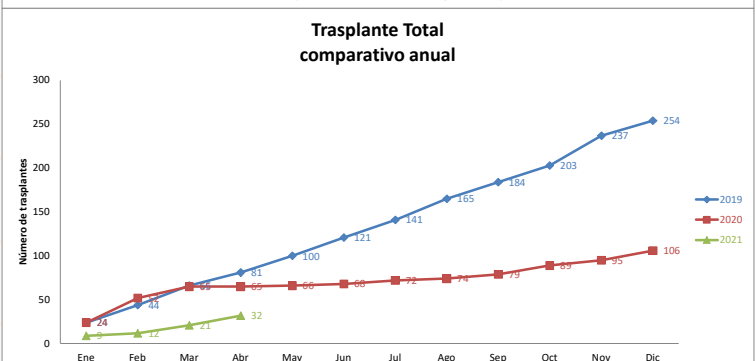
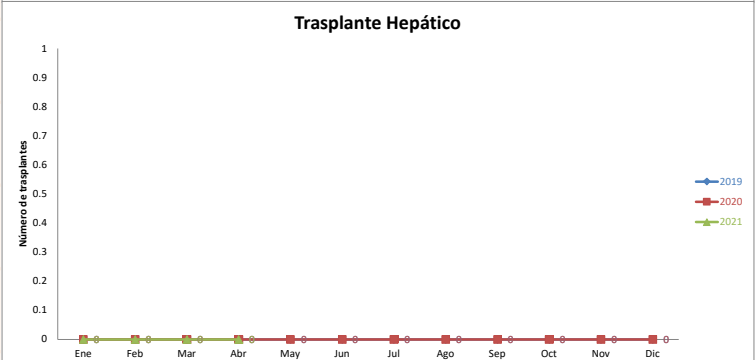
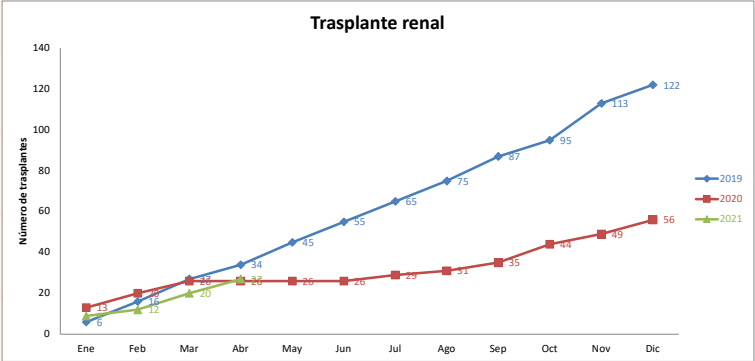
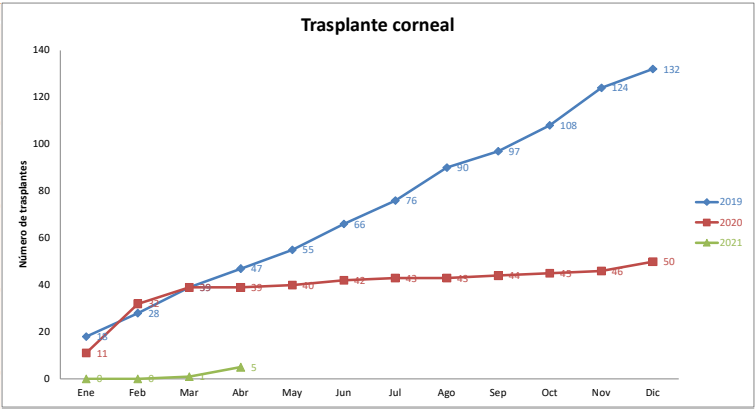


Actividad Estatal de Trasplantes por mes y año													
	Ene	Feb	Mar	Abr	May	Jun	Jul	Ago	Sep	Oct	Nov	Dic	Tot
2004	TRDC	0	0	0	0	0	0	5	4	2	2	6	19
	TRDV	0	0	0	0	0	0	0	1	2	0	1	4
	TC	4	8	2	1	1	3	1	1	0	9	3	40
	THV	0	0	0	0	0	0	0	0	0	0	0	0
2005	TRDC	0	6	3	5	7	4	7	0	2	10	14	58
	TRDV	0	0	0	2	3	5	1	2	4	2	2	22
	TC	1	8	2	3	2	6	2	3	4	2	2	35
	THV	0	0	0	0	0	0	0	0	0	0	0	0
2006	TRDC	4	5	4	2	6	0	4	0	1	12	0	42
	TRDV	0	1	2	2	4	4	0	4	2	1	2	22
	TC	4	2	1	0	0	0	5	4	4	12	6	38
	THV	0	0	0	0	0	0	0	0	0	0	0	0
2007	TRDC	0	2	2	1	5	0	0	0	2	4	5	21
	TRDV	1	3	3	5	3	3	4	1	6	2	2	33
	TC	0	4	2	0	6	0	0	2	2	8	4	31
	THV	0	0	0	0	0	0	0	0	0	0	0	0
2008	TRDC	8	4	4	0	4	0	3	2	2	0	2	30
	TRDV	5	3	3	4	4	4	4	2	4	3	7	46
	TC	0	2	3	3	0	4	2	0	2	2	2	20
	THV	0	0	0	0	0	0	0	0	0	0	0	0
2009	TRDC	0	4	4	2	0	2	2	2	3	7	3	31
	TRDV	4	8	8	2	3	6	4	3	2	3	6	55
	TC	0	5	9	1	1	0	2	2	0	4	2	31
	THV	0	0	0	0	0	0	0	0	0	0	0	0
2010	TRDC	0	0	2	1	0	2	1	1	0	0	2	10
	TRDV	5	0	0	8	7	0	4	2	3	0	2	33
	TC	3	2	3	7	4	5	6	6	1	5	6	52
	THV	0	0	0	0	0	0	0	0	0	0	0	0
2011	TRDC	0	1	2	4	5	0	3	5	3	2	4	33
	TRDV	3	3	5	0	7	8	5	5	1	3	2	43
	TC	0	2	1	9	4	0	11	8	0	2	6	49
	THV	0	0	0	0	0	0	0	0	0	0	0	0
2012	TRDC	4	1	3	0	3	2	2	3	1	2	3	25
	TRDV	0	4	7	12	8	4	5	5	2	9	5	61
	TC	0	10	9	4	10	6	8	12	7	16	13	100
	THV	0	0	0	0	0	0	0	0	0	0	0	0
2013	TRDC	0	2	0	5	1	0	1	1	0	2	0	12
	TRDV	1	2	4	1	0	1	4	2	3	6	2	28
	TC	5	4	3	4	3	4	2	4	2	4	3	38
	THV	0	0	0	0	0	0	0	0	0	0	0	0
2014	TRDC	0	1	0	1	0	0	0	0	2	0	1	5
	TRDV	2	2	1	3	0	8	4	2	5	4	1	32
	TC	4	4	3	12	6	10	17	12	10	33	15	130
	THV	0	1	0	0	0	0	0	0	0	0	0	1
2015	TRDC	2	4	4	2	3	2	0	4	2	4	0	29
	TRDV	6	4	3	4	5	3	6	7	5	6	7	59
	TC	5	11	6	12	2	2	9	4	12	2	15	88
	THV	0	0	0	0	0	0	0	0	0	0	0	0
2016	TRDC	0	0	0	1	0	0	0	0	0	0	0	1
	TRDV	0	4	2	2	6	7	5	4	4	2	0	38
	TC	10	13	9	7	19	19	12	12	14	7	8	132
	THV	0	0	0	0	0	0	0	0	0	0	0	0
2017	TRDC	6	3	0	2	3	3	0	3	4	2	0	26
	TRDV	6	6	4	6	10	5	4	11	5	10	8	82
	TC	11	17	16	21	13	15	18	21	18	22	10	186
	THV	0	0	0	0	0	0	0	0	0	0	0	0
2018	TRDC	2	7	14	0	6	4	5	6	2	0	2	50
	TRDV	6	6	7	11	11	7	7	5	2	10	5	82
	TC	16	16	32	15	9	13	18	18	15	20	12	201
	THV	0	0	0	0	0	0	0	0	0	0	0	0
2019	TRDC	4	2	3	3	5	4	4	6	4	2	5	48
	TRDV	2	8	8	4	6	6	6	4	8	6	13	74
	TC	18	10	11	8	8	11	10	14	7	11	16	132
	THV	0	0	0	0	0	0	0	0	0	0	0	0
2020	TRDC	6	2	2	0	0	0	0	2	1	0	0	13
	TRDV	7	5	4	0	0	0	3	2	2	8	5	43
	TC	11	21	7	0	1	2	1	0	1	1	1	50
	THV	0	0	0	0	0	0	0	0	0	0	0	0
2021	TRDC	0	0	0	0	0	0	0	0	0	0	0	0
	TRDV	9	3	8	7	0	0	0	0	0	0	0	27
	TC	0	0	1	4	0	0	0	0	0	0	0	5
	THV	0	0	0	0	0	0	0	0	0	0	0	0



\* TRDC: Trasplante renal de donante cadáver  
 \* TRDV: Trasplante renal de donante vivo  
 TC: Trasplante corneal  
 THV, THC: Trasplante hepático (V y C donante -vivo-; cadáver).