## Actividad Estatal de Trasplantes por mes y año

| | | Ene | Feb | Mar | Abr | May | Jun | Jul | Ago | Sep | Oct | Nov | Dic | Tot | Año | Fem | | Masc | |
|---|---|---|---|---|---|---|---|---|---|---|---|---|---|---|---|---|---|---|---|
| 2021 | TRDC | 0 | 0 | 0 | 0 | 0 | 0 | 0 | 0 | 0 | 0 | 0 | 0 | **0** | 163 | 0 | 0% | 0 | 0% |
| | TRDV | 9 | 3 | 10 | 6 | 4 | 10 | 12 | 9 | 7 | 10 | 11 | 13 | **104** | | 31 | 30% | 73 | 70% |
| | Tcó | 0 | 0 | 1 | 4 | 5 | 9 | 10 | 6 | 12 | 7 | 2 | 3 | **59** | | 26 | 44% | 33 | 56% |
| | THV | 0 | 0 | 0 | 0 | 0 | 0 | 0 | 0 | 0 | 0 | 0 | 0 | **0** | | 0 | 0% | 0 | 0% |
| | THC | 0 | 0 | 0 | 0 | 0 | 0 | 0 | 0 | 0 | 0 | 0 | 0 | **0** | | 0 | 0% | 0 | 0% |
| 2022 | TRDC | 0 | 0 | 0 | 2 | 0 | 2 | 0 | 0 | 3 | 0 | 0 | 0 | **7** | 199 | 3 | 43% | 4 | 57% |
| | TRDV | 3 | 4 | 13 | 9 | 11 | 12 | 9 | 12 | 8 | 12 | 6 | 1 | **100** | | 38 | 38% | 62 | 62% |
| | Tcó | 3 | 1 | 10 | 11 | 11 | 7 | 1 | 4 | 10 | 9 | 12 | 13 | **92** | | 43 | 47% | 49 | 53% |
| | THV | 0 | 0 | 0 | 0 | 0 | 0 | 0 | 0 | 0 | 0 | 0 | 0 | **0** | | 0 | 0% | 0 | 0% |
| | THC | 0 | 0 | 0 | 0 | 0 | 0 | 0 | 0 | 0 | 0 | 0 | 0 | **0** | | 0 | 0% | 0 | 0% |
| 2023 | TRDC | 0 | 0 | 0 | 0 | 0 | 0 | 0 | 0 | 0 | 0 | 0 | 0 | **0** | 65 | 0 | 0% | 0 | 0% |
| | TRDV | 6 | 6 | 6 | 8 | 0 | 0 | 0 | 0 | 0 | 0 | 0 | 0 | **26** | | 14 | 54% | 12 | 46% |
| | Tcó | 6 | 7 | 17 | 9 | 0 | 0 | 0 | 0 | 0 | 0 | 0 | 0 | **39** | | 23 | 59% | 16 | 41% |
| | THV | 0 | 0 | 0 | 0 | 0 | 0 | 0 | 0 | 0 | 0 | 0 | 0 | **0** | | 0 | 0% | 0 | 0% |
| | THC | 0 | 0 | 0 | 0 | 0 | 0 | 0 | 0 | 0 | 0 | 0 | 0 | **0** | | 0 | 0% | 0 | 0% |

* TRDC: Trasplante renal de donante cadáver
* TRDV: Trasplante renal de donante vivo
TCó: Trasplante corneal;
THV, THC: Trasplante hepático (V y C donante -vivo-,-cadáver).

| | |
|---|---|
| Establecimiento | **TODOS** |
| Selección de años | 2021 a 2023 |

### Trasplantes por sexo y edad en los años seleccionados (al momento del trasplante)

**Córnea**

| Año | Femenino 0-4 años | 5-14 años | 15-29 años | 30-64 años | 65 o más | Masculino 0-4 años | 5-14 años | 15-29 años | 30-64 años | 65 o más |
|---|---|---|---|---|---|---|---|---|---|---|
| 2021 | 0 | 0 | 1 | 16 | 9 | 0 | 2 | 8 | 16 | 7 |
| 2022 | 0 | 0 | 4 | 18 | 21 | 2 | 3 | 5 | 18 | 21 |
| 2023 | 0 | 0 | 6 | 11 | 6 | 0 | 0 | 3 | 13 | 0 |

**Riñón**

| | Femenino 0-4 años | 5-14 años | 15-29 años | 30-64 años | 65 o más | Masculino 0-4 años | 5-14 años | 15-29 años | 30-64 años | 65 o más |
|---|---|---|---|---|---|---|---|---|---|---|
| 2021 | 0 | 2 | 8 | 20 | 1 | 0 | 1 | 18 | 49 | 5 |
| 2022 | 0 | 0 | 7 | 32 | 2 | 0 | 0 | 17 | 42 | 7 |
| 2023 | 0 | 0 | 4 | 9 | 1 | 0 | 0 | 2 | 10 | 0 |

**Hígado**
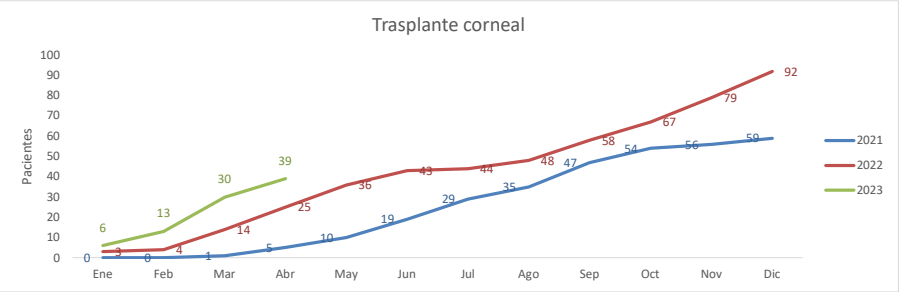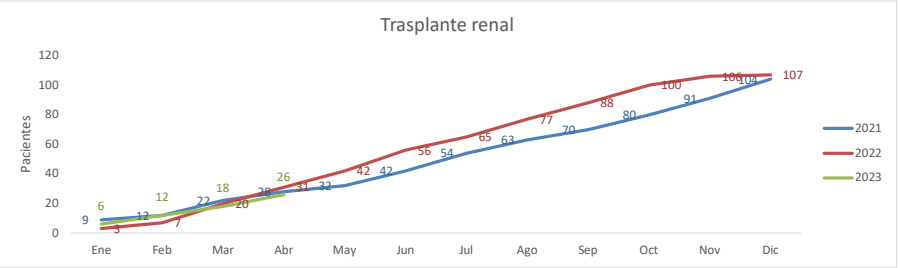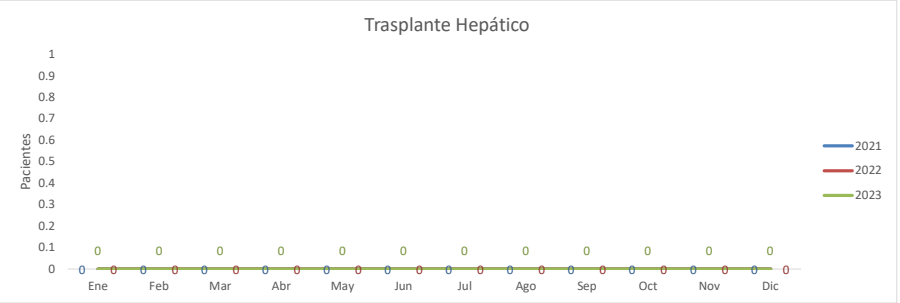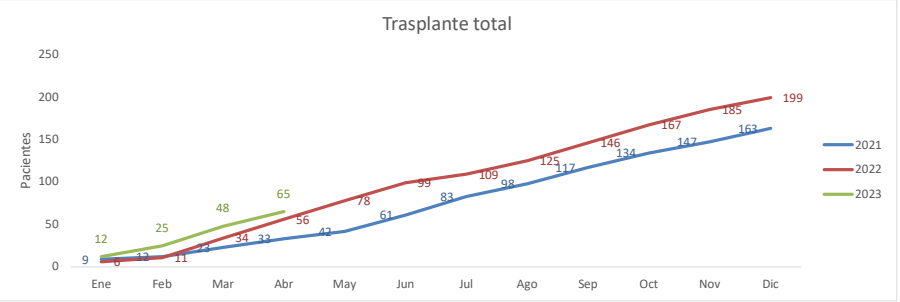
| | Femenino 0-4 años | 5-14 años | 15-29 años | 30-64 años | 65 o más | Masculino 0-4 años | 5-14 años | 15-29 años | 30-64 años | 65 o más |
|---|---|---|---|---|---|---|---|---|---|---|
| 2021 | 0 | 0 | 0 | 0 | 0 | 0 | 0 | 0 | 0 | 0 |
| 2022 | 0 | 0 | 0 | 0 | 0 | 0 | 0 | 0 | 0 | 0 |
| 2023 | 0 | 0 | 0 | 0 | 0 | 0 | 0 | 0 | 0 | 0 |