## Actividad Estatal de Trasplantes por mes y año

| | | Ene | Feb | Mar | Abr | May | Jun | Jul | Ago | Sep | Oct | Nov | Dic | Tot | Año | Fem | | Masc | |
|---|---|---|---|---|---|---|---|---|---|---|---|---|---|---|---|---|---|---|---|
| 2022 | TRDC | 0 | 0 | 0 | 2 | 0 | 2 | 0 | 0 | 3 | 0 | 0 | 0 | **7** | 199 | 3 | 43% | 4 | 57% |
| | TRDV | 3 | 4 | 13 | 9 | 11 | 12 | 9 | 12 | 8 | 12 | 6 | 1 | **100** | | 38 | 38% | 62 | 62% |
| | Tcó | 3 | 1 | 10 | 11 | 11 | 7 | 1 | 4 | 10 | 9 | 12 | 13 | **92** | | 43 | 47% | 49 | 53% |
| | THV | 0 | 0 | 0 | 0 | 0 | 0 | 0 | 0 | 0 | 0 | 0 | 0 | **0** | | 0 | 0% | 0 | 0% |
| | THC | 0 | 0 | 0 | 0 | 0 | 0 | 0 | 0 | 0 | 0 | 0 | 0 | **0** | | 0 | 0% | 0 | 0% |
| 2023 | TRDC | 0 | 0 | 0 | 0 | 0 | 0 | 0 | 0 | 0 | 2 | 0 | 2 | **4** | 209 | 2 | 50% | 2 | 50% |
| | TRDV | 6 | 6 | 6 | 8 | 2 | 8 | 4 | 6 | 4 | 8 | 5 | 3 | **66** | | 25 | 38% | 41 | 62% |
| | Tcó | 6 | 7 | 17 | 9 | 10 | 16 | 20 | 6 | 8 | 14 | 15 | 11 | **139** | | 70 | 50% | 69 | 50% |
| | THV | 0 | 0 | 0 | 0 | 0 | 0 | 0 | 0 | 0 | 0 | 0 | 0 | **0** | | 0 | 0% | 0 | 0% |
| | THC | 0 | 0 | 0 | 0 | 0 | 0 | 0 | 0 | 0 | 0 | 0 | 0 | **0** | | 0 | 0% | 0 | 0% |
| 2024 | TRDC | 3 | 0 | 2 | 0 | 4 | 0 | 2 | 0 | 0 | 0 | 0 | 0 | **11** | 134 | 4 | 36% | 7 | 64% |
| | TRDV | 7 | 7 | 1 | 7 | 7 | 8 | 7 | 6 | 0 | 0 | 0 | 0 | **50** | | 13 | 27% | 36 | 73% |
| | Tcó | 4 | 13 | 15 | 8 | 8 | 10 | 10 | 5 | 0 | 0 | 0 | 0 | **73** | | 34 | 47% | 39 | 53% |
| | THV | 0 | 0 | 0 | 0 | 0 | 0 | 0 | 0 | 0 | 0 | 0 | 0 | **0** | | 0 | 0% | 0 | 0% |
| | THC | 0 | 0 | 0 | 0 | 0 | 0 | 0 | 0 | 0 | 0 | 0 | 0 | **0** | | 0 | 0% | 0 | 0% |
| | | | | | | | | | | | | | | | | | 1 | | 1 |
| | | | | | | | | | | | | | | | | | 0 | | 0 |

* TRDC: Trasplante renal de donante cadáver — TCó: Trasplante corneal;

* TRDV: Trasplante renal de donante vivo — THV, THC: Trasplante hepático (V y C donante -vivo-,-cadáver).

| | |
|---|---|
| Establecimiento | **TODOS** |
| Selección de años | 2022 a 2024 |

### Trasplantes por sexo y edad en los años seleccionados (al momento del trasplante)

**Córnea**

| Año | Femenino 0-4 años | Femenino 5-14 años | Femenino 15-29 años | Femenino 30-64 años | Femenino 65 o más | Masculino 0-4 años | Masculino 5-14 años | Masculino 15-29 años | Masculino 30-64 años | Masculino 65 o más |
|---|---|---|---|---|---|---|---|---|---|---|
| 2022 | 0 | 0 | 4 | 18 | 21 | 2 | 3 | 5 | 18 | 21 |
| 2023 | 0 | 4 | 10 | 33 | 23 | 0 | 5 | 15 | 34 | 15 |
| 2024 | 0 | 0 | 0 | 12 | 22 | 0 | 3 | 5 | 20 | 11 |

**Riñón**

| | Femenino 0-4 años | Femenino 5-14 años | Femenino 15-29 años | Femenino 30-64 años | Femenino 65 o más | Masculino 0-4 años | Masculino 5-14 años | Masculino 15-29 años | Masculino 30-64 años | Masculino 65 o más |
|---|---|---|---|---|---|---|---|---|---|---|
| 2022 | 0 | 0 | 7 | 32 | 2 | 0 | 0 | 17 | 42 | 7 |
| 2023 | 0 | 1 | 6 | 18 | 2 | 0 | 1 | 6 | 32 | 4 |
| 2024 | 0 | 0 | 6 | 10 | 1 | 0 | 2 | 7 | 30 | 5 |

**Hígado**
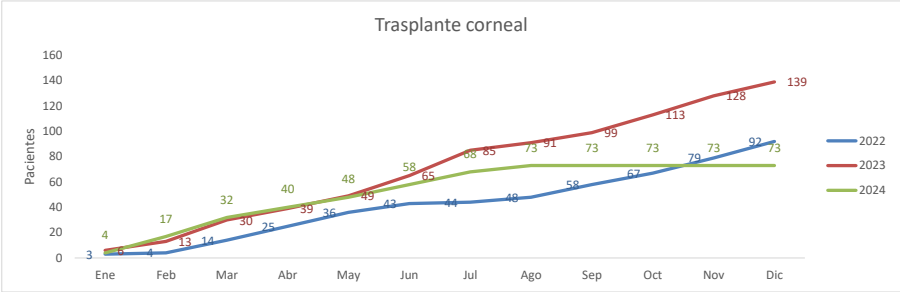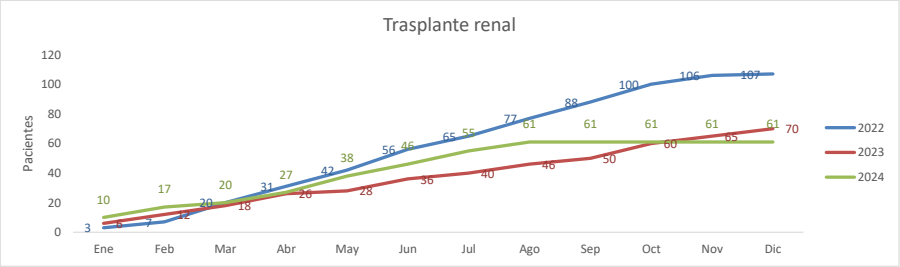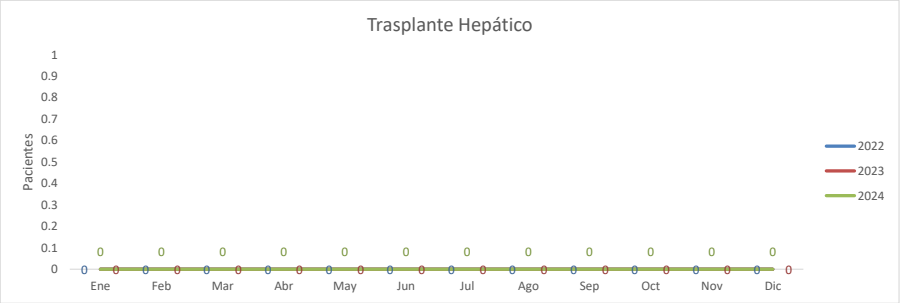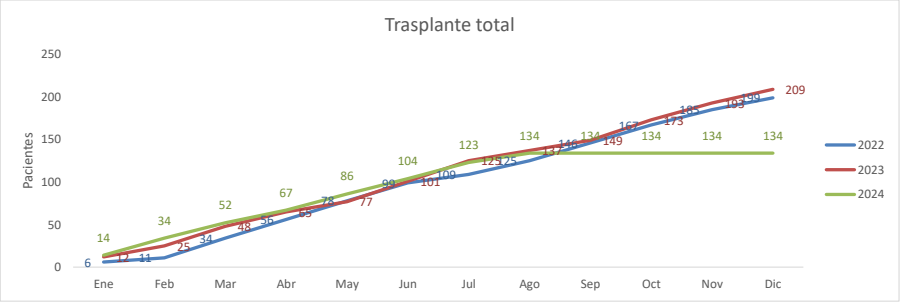
| | Femenino 0-4 años | Femenino 5-14 años | Femenino 15-29 años | Femenino 30-64 años | Femenino 65 o más | Masculino 0-4 años | Masculino 5-14 años | Masculino 15-29 años | Masculino 30-64 años | Masculino 65 o más |
|---|---|---|---|---|---|---|---|---|---|---|
| 2022 | 0 | 0 | 0 | 0 | 0 | 0 | 0 | 0 | 0 | 0 |
| 2023 | 0 | 0 | 0 | 0 | 0 | 0 | 0 | 0 | 0 | 0 |
| 2024 | 0 | 0 | 0 | 0 | 0 | 0 | 0 | 0 | 0 | 0 |